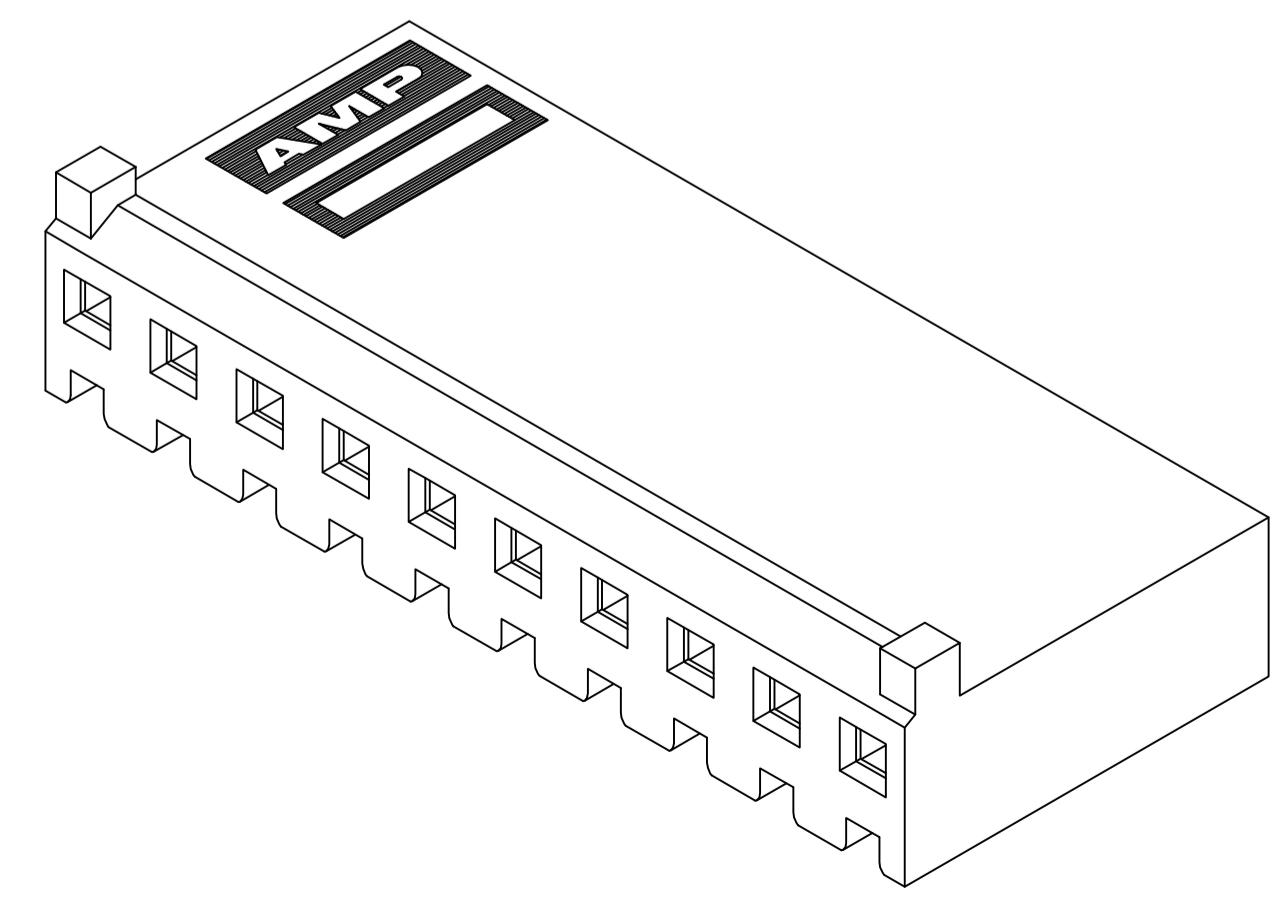
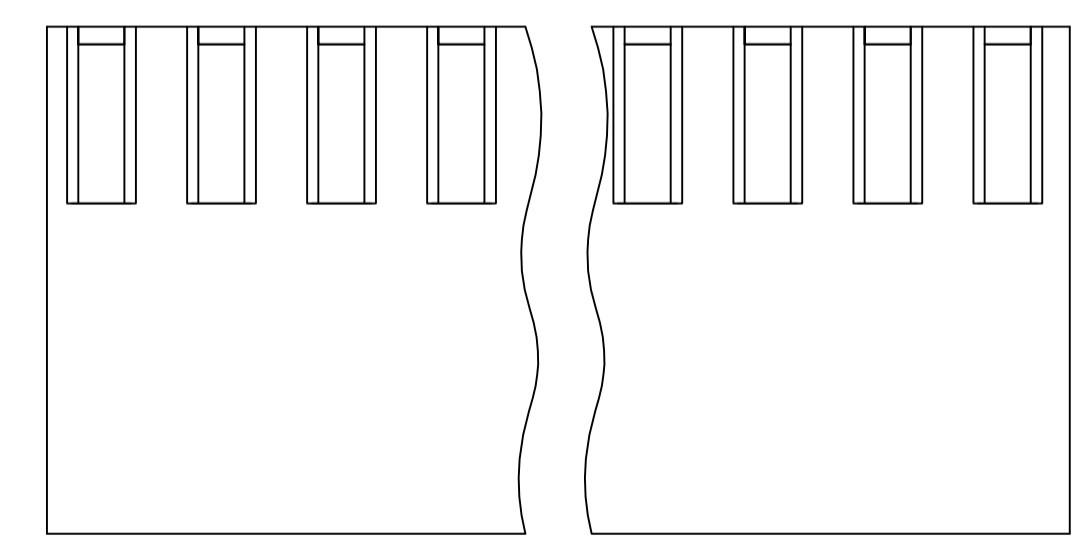
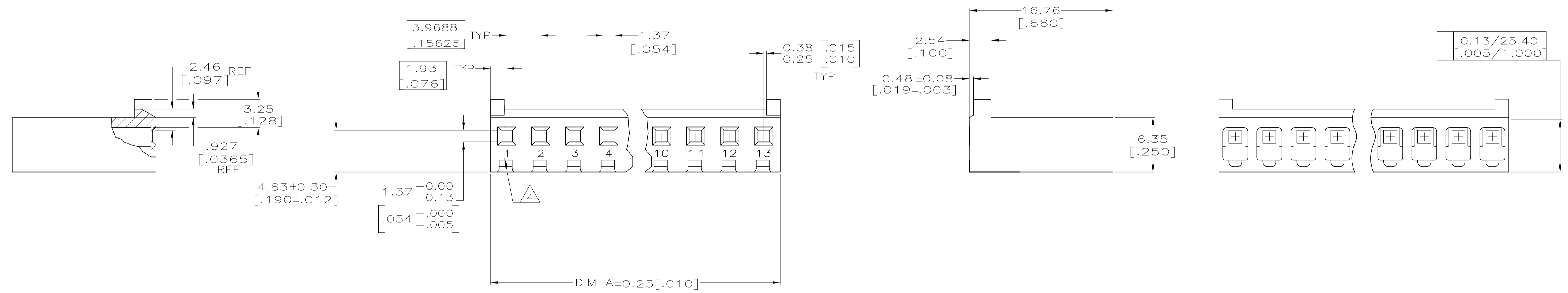
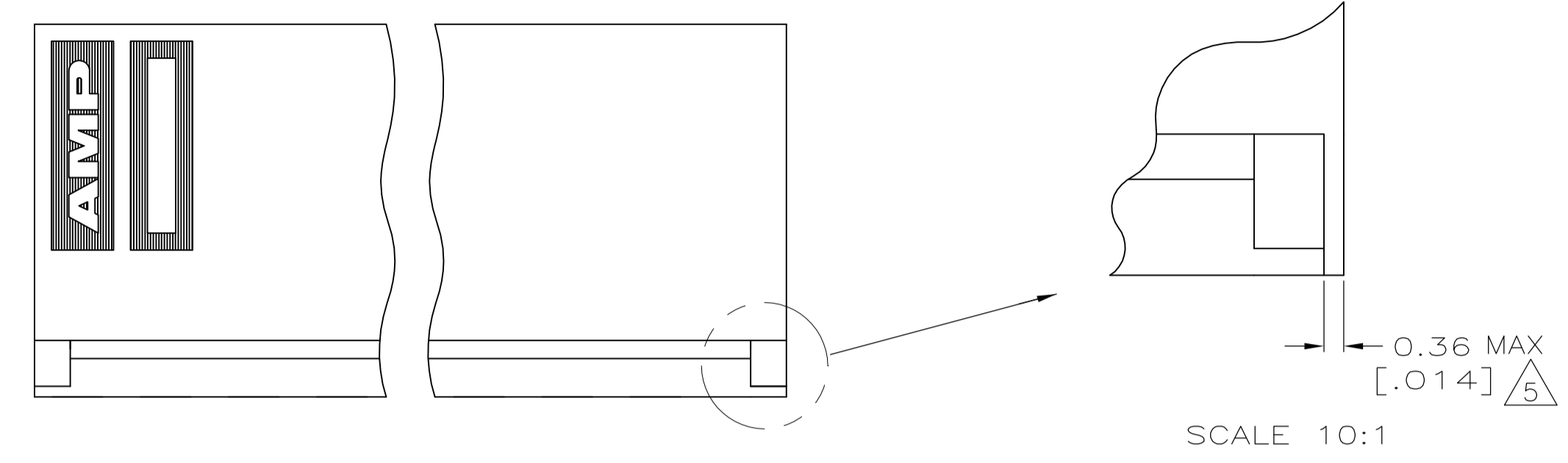


LOC		DIST		REVISIONS			
P	LTR	DESCRIPTION	DATE	DMN	APVD		
P		REVISED PER ECO-12-007807	27JUL12	KH	SM		

- 1 UNIT ACCEPTS 1.14[.045] SQUARE OR ROUND POST.
- 2 UNIT ACCEPTS STANDARD SL-156 CONTACTS.
- 3 UNIT ACCEPTS KEYING PLUG 640254-1 AND KEYING PIN 640255-1.
- 4 IDENTIFICATION NUMBER FOR ALL POSITIONS, OR FOR POSITION 1 ONLY, WILL BE LOCATED AS SHOWN.
- 5 OPTIONAL CONSTRUCTION, BOTH ENDS.
- 6 DIMENSIONS IN BRACKETS ARE IN INCHES.



3-DIMENSIONAL MODEL NTS

1-770849-3 SHOWN

DIM A	NO OF POSN	PART NUMBER
95.15[3.746]	24	2-770849-4
91.19[3.590]	23	2-770849-3
87.20[3.433]	22	2-770849-2
83.24[3.277]	21	2-770849-1
79.27[3.121]	20	2-770849-0
75.31[2.965]	19	1-770849-9
71.30[2.807]	18	1-770849-8
67.34[2.651]	17	1-770849-7
63.40[2.496]	16	1-770849-6
59.44[2.340]	15	1-770849-5
55.45[2.183]	14	1-770849-4
51.49[2.027]	13	1-770849-3
47.52[1.871]	12	1-770849-2
43.56[1.715]	11	1-770849-1
39.57[1.558]	10	1-770849-0
35.61[1.402]	9	770849-9
31.65[1.246]	8	770849-8
27.69[1.090]	7	770849-7
23.70[.933]	6	770849-6
19.74[.777]	5	770849-5
15.77[.621]	4	770849-4
11.81[.465]	3	770849-3
7.82[.308]	2	770849-2

THIS DRAWING IS A CONTROLLED DOCUMENT.

DIMENSIONS: INCHES	TOLERANCES UNLESS OTHERWISE SPECIFIED:	DIN K SALMON 5-22-91	CHK R SWING 5-22-91	APVD D WORTHINGTON 5-22-91	NAME
0 PLC ± -	1 PLC ± -	2 PLC ± -	3 PLC ± 0.13 [.005]	4 PLC ± -	ANGLES ± -
MATERIAL NYLON,UL 94V-0 NATURAL	FINISH -	WEIGHT -	SIZE A1	CAGE CODE 00779	DRAWING NO 770849
CUSTOMER DRAWING		SCALE 4:1	SHEET 1 OF 1	REV P	

STE TE Connectivity
HOUSING WITH LOCKING RAMP AND POLARIZING TABS, SL-156